



Jeewoo K. (2-5 group) ... hope, dream and wish.

Capture Your Creative Side

This week was filled with all kinds of creativity. Children used their imaginations to discover shapes in clouds, build wonderful structures and design creative puppets. They enjoyed a variety of stories, created terrific art, experienced magical movement and ate scrumptious snacks from our plants in our garden. Wherever their dreams took them, they found their creative side this week.

Side Notes:

- Next week, August 4-8 is our last summer session; we are closed until August 25 when our Fall sessions begin. It's been a great summer!
- Sale on POGO Cards: \$10 (exp. date 1-1-09). Call the office (476-8304) or pick one up (2045 E Street). It's not too late to pick up a POGO card and cash in all kinds of savings before they expire!
- Parents, PLEASE make sure children wear socks and closed toe shoes that fit properly. No flip flops or Crocs—when children run and use the climbing equipment a loose fitting shoe can lead to falls and accidents.
- Apply sunscreen to your child/ren before coming to summer sessions.

Summer Sessions Bookshelf

- African Princess* by Joyce Hansen
- Cinderella's Rat* by Susan Meddaugh
- Dream* by Susan V. Bosak
- Fairy Flight* by Tracy Kane
- The Fox Maiden* by Elsa Marston
- The Irish Cinderland* by Shirley Climo
- King Puck* by Michael Garland
- The Magic Mustache* by Gary Barwin
- The Quiet Place* by Douglas Wood
- The Stinky Cheese Man and Other Fairly Stupid Tales* by Jon Scieszka and Lane Smith
- Stolen Thunder, a Norse Myth* by Shirley Climo
- The Three Silly Billies* by Margie Palatini

K-1 Group captures creative side all week

K-1's began the week by reading *The Quiet Place* and sketching their personal quiet spaces in their own books. The children also drew to music; later, they laid outside on the ground and looked at the shapes the clouds were making in the sky. Then they sketched "cloud pictures."



The perfect cloudy day took place this week for the children to discover shapes to sketch "cloud pictures."



Ethan C. watches as Mrs. Marshall points to a cloud shape.

Michael L., our friend from South Korea, and Ethan C. teamed up to fill the Nature Explore Classroom's "cave." They worked together to move the large pieces of wood to fill the entry.


Children used "Endicott Bricks" to make patterns and build structures in the Nature Explore Classroom. They created watercolor washes and read many different types of books to inspire ideas and new creations.



Alyssa S. and Hana P. model their puppet creatures.

In the afternoon, the children made paper bag puppets using yarn, glitter glue, fabric and many other unique coverings. Some puppet creatures were purple kangaroos, a giant, a fairy, and "Zepur" (Rapunzel's sister). A puppet show using all of the amazing puppets followed. Children learned storytelling basics such as all stories need a beginning, middle and an end. They drew scenery for their puppet play backdrops, too.

by Kathy Marshall, Katie Logan, & Jody Hoover



Children in the K-1 Group listened to music and then sketched what they thought the music would look like.

Top to bottom: Ethan C., Michaela L., Michael L., Alyssa S., and Talley W.

Afternoon Preschoolers create butterfly habitats with pods, flowers

During small group time this week we made homes (habitats) for our butterflies. We used dried seed pods and flowers from all over the world. Sara H. and Tess H. used Lotus Flowers and dried seed cups for their homes. They even changed the "Five Little Ducks" song to five little



Sarah H. and Tess H. build butterfly pod habitats using materials from our Nature Explore Resources Sourcebook.

butterflies and sang to their butterflies.

by Jody Hoover



Ms. Ragland helps the afternoon class lay their butterfly wings out to dry before they try them on for size.

Preschoolers harvest tomatoes from garden to make their afternoon snack

You may have noticed that the gardens around Dimensions First-Plymouth are in full bloom and after a warm and wet summer, our ripe tomatoes needed to be harvested. The children were very excited to find many ripe tomatoes. We learned that the tomatoes needed to be red (instead of yellowish) before we picked them.

As the children collected tomatoes, we talked with each other. Will L. suggested, "We should smash them and make pizza." We began the planning process. Will and I picked the fresh basil from the Nature Explore garden to season the sauce. Connor R. and Caden Z. helped prepare the tomatoes by quartering them. Then we seasoned the tomatoes with

salt and basil and refrigerated them overnight to blend the flavors together.

The next afternoon children made their own pizza. Caden helped me practice making a pizza before our friends made theirs. We decided one english muffin, with three

spoonfuls of our sauce spread on it, and a sprinkling of mozzarella cheese would be perfect. After cooking in the toaster oven, the children enjoyed eating their homemade pizza.

by Katie Sharp



One english muffin...



...some pizza sauce...



...a sprinkling of cheese and...



...Connor R. and Will L. ...



...and Chase S., Kai K., Zack O. and Caden Z. enjoy their afternoon snack.


Afternoon Delight

Thursday afternoon Ms. Ragland and Ms. Sharp's class had a water play date on the Nature Explore Classroom.



Cole D. thought "this is the best day of my life!" Chase S. said "I've never been happier!" This was echoed by everyone!

by Natalie Ragland



Left to right, top to bottom: Quintin H. cools off in a water bucket. Tess H. runs through a spray of water. Ms. Sharp helps Vivian O. and Cole J. direct their water. Will L. (with bucket on head) prepares to slide down the "slippery slide!"

Toddlers enjoy designing, building unique structures

Toddler friends spent the week building with blocks, legos, magna tiles and various other materials.



Erik B. tried to build the tallest tower with his blocks.



Lucy C. liked making short buildings with her blocks.

Rory R. used his blocks to make a city. Andrew B. and Drew L. worked together

to build a farm. Bella used the long skinny blocks to make her tower.

by Kristine Luebbe and Joy Ritchie



Lazlo W. built a train track. He went to the train table for some trains to take down his track.



Nathaniel V. used wedgit blocks to make a hat tower.

Monarch butterfly, caterpillar discoveries provide living lesson

Nature Research Notes by Natalie Ragland Etí D., 4 years old; Vivian O., 3 years old; 7-28-08; Nature Explore Classroom; 2-2:30PM

Etí came running up to me saying "Ms. Ragland, come see this quick!" We ran to the milkweed and Etí said, "Look, it's a caterpillar! It's a monarch!" I called the rest of the class over and they had many exciting statements. Vivian said, "Be careful, don't hurt it, it's still growing." Etí then exclaimed, "Look, a monarch butterfly!" (It

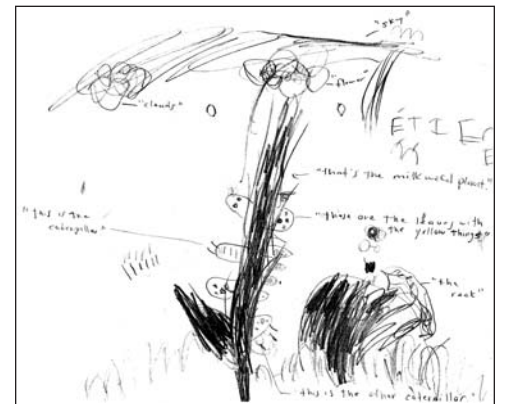


Etí sketches her discoveries.



Monarch caterpillar on milkweed plant.

was sitting on top of the milkweed.) I asked Etí where the butterfly will go when it gets cold. She said "a place where it is warm. I think monarch butterflies go to Mexico when it is very cold." I then asked Etí



Etí sketched the caterpillar and butterfly she discovered on the Nature Explore Classroom.

to sketch the plant and the butterfly. She called me over again. "Look, it's another caterpillar on a different leaf!" She asked what the small seeds were on the plants. "What are those small yellow things?" I explained they were aphids that eat the leaves and lady bugs eat aphids. She was so excited about her new knowledge that she grabbed friends on the outdoor classroom and educated them on aphids and butterflies.

2-5 Group introduced to China

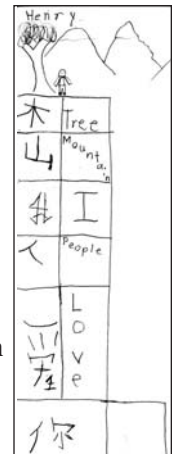
in the words of Jeewoo K., Anna L. and Julia M.-C.

Hana M.-C. taught the 2-5 group some Chinese words, how to draw some of the characters that make up the language, and a game she and her sister learned while they were in China for six months. They learned mountain, person, love, and tree so they wrote the letter and then drew a

tai ji que
太极拳

Hana and her sister demonstrated "tai ji que" to the class.

Photographs contributed by Kristine Luebbe, Beth Pauley and Natalie Ragland.



Left to right: Sunho L. drew "love," Jeewoo K. drew "China," and Henry selected several words to draw.

picture to go along with it. Hana wrote some sentences in Chinese and drew what China looked like to her.