




2010 Summer Sessions
Inspired By Art
July 26–30



First-Plymouth Early Education Programs
Dimensions Research Classrooms
2045 E Street, Lincoln, NE 68510
(402) 476-8304 • Fax: (402) 476-8060



Inspired by Art
 Children learned about famous artists this week and were inspired to create a wide range of art using methods such as watercolor, tempera and craypahs. They also thought outside the box and incorporated recyclables and blocks into their artwork.



T-B: Cole enjoyed "painting with scissors." Charlotte used recyclables to make her "map." Marcus created a Monet-like watercolor. Maya's piece is titled "Fishy-fish."

George and Drew built a house with a small door. George said, "I was inside the house. It fell down at clean up. It was the State Capitol Museum House. Drew noticed that the circle in the house and museum top was "crazy round". "I was pretending to be 40 when I was in the house but I'm only 4. I was waiting for George to be done so I could put my block on the back."

Resources

- Babar's Museum of Art, Laurent De Brunhoff*
- A Blue Butterfly, A Story about Claude Monet, Bijou Le Tord*
- Clifford at the Circus, Norman Bridwell*
- A Day in the Life of a Dancer, Linda Hayward*
- Frog went A-Dancing, Lissa Roretch*
- Henri Matisse, written & illus. by Mike Venezia*
- Henri Matisse, Drawing with Scissors, Keesia Johnson & Jane O'Connor*
- Ish, Peter H. Reynolds*
- The Life and Work of... Pablo Picasso, Leonie Bennet*
- Linnea in Monet's Garden, Christina Bjork and Lena Anderson*
- Madeline (a pop up book based on the original), Ludwig Bemelmans*
- Madeline and the Gypsies, Ludwig Bemelmans*
- Magic Eye III, Visions: A New Dimension in Art, N.E. Thing Enterprises*
- One-Minute Animal Stories, Shari Lewis*
- Pablo Picasso, Breaking All the Rules, written & illus. by True Kelley*
- Pierre-Auguste Renoir Paintings, Wings Books*
- Pinduli, Janell Cannon*
- Sandy's Circus, Tanya Lee Stone*
- When Pigasso Met Mootise, Nina Laden*
- Claude Monet, the Magician of Color, Adventures in Art*
- Spring the Rabbit Who Jumped to High, Jeff Kallet*


www.arborday.org/explore/
www.arborday.org/explore/families/

Preschoolers inspired by Matisse, Picasso, Calder

by Rachel Frank, photos by Sherry Miller, Beth Pauley

This week preschoolers learned about the artists Henri Matisse, Pablo Picasso and Alexander Calder. We used the work of these artists to inspire our own artwork.

At the beginning of the week we explored how Matisse "painted with scissors" using cut colored paper as his medium. After looking at a few pieces of his artwork and talking about how he created these pictures, the preschoolers tore bright colored paper as representation of ideas and simple shapes. We talked about what makes an artwork abstract, and how the Matisse painting "Snail" didn't look like a snail, but as we looked closer we could see the shape and the swirl in the shell. The children took this idea and created their own abstract artwork.



Maizie "paints with scissors."



Top to bottom: First Andrew practiced on his building and then he completed it on a base. Lucius created a trampoline and Sabrina depicted the sky.



Preschoolers use their bodies to measure out the size of Matisse's painting, "Snail."


We read the book *Sandy's Circus*. This book is about Alexander Calder who created things out of wire and other items he found around. He created a miniature moving circus that fit into five suitcases. People loved to come and watch his show, delighted with the resourcefulness and sense of play that Calder shared with them.

The preschoolers were able to choose their own reusable materials such as buttons, corks, lids and small boxes to create their own buildings. Charlotte made her house, while Keegan created a two-wheeled car.



Preschoolers explain abstract art creations

Clockwise from left: CJ created an abstract of a boat. "There is a grandpa on the boat." Cole said his artwork is a giraffe hanging upside down. Charlotte made an abstract of a snail for her brother, Noah, and herself. Keegan's artwork is an abstract of a bird.




K-1 Group experiences variety of creative experiences

by Katie Logan, photos by Beth Pauley

Children in the K-1 class studied many works of art created by great masters such as Monet, Matisse and Alexander Calder this week.

They were inspired by the efforts of these artists to try their own creativity in both 2D and 3D art. Each of the children washed a page with watercolor paints and then sketched in a water lily using oil pastels (mimicking the style of Monet).




Etienne, Josh W. and Andrew: "Monet" watercolors.



Fiona created a "Big Top" tent.

The children also created miniature circus scenes (inspired by reading the book, *Sandy's Circus*)

using recyclables such as pizza tables, blocks of wood, string, yarn, fuzzy sticks and bottle caps. All of the creative scenes were then placed in a temporary display in the "Sandy Circus Museum".



Atticus: "A cat with no feet."



Books also provided inspiration for sketches. The sketches were then recopied onto t-shirts and filled in with paint.



Fun in the Nature Explore Classroom

With the help of Mrs. Van Laningham, Addison demonstrated how she used fabric and a tree branch to create a swing. She said "Andrew really wound me up the day before."

Below: Nicholas and Andrew show how to use teamwork to move a large log.



Seth Marshall, summer volunteer and son of Kathy Marshall, spontaneously taught a mixed group of preschool through 5th grade children how to make a rabbit, turtle and a flower out of fuzzy sticks (commonly known as pipe cleaners). The children were quickly demonstrating their new found skills by showing each other "how to" make a variety of objects.

"See you wrap it around and around like this," said Margaret. Cassie told Ms. Logan, "We made a turtle and a flower, and the turtle likes the flower". Josh W. asked for help. "Can you teach me how to attach the turtle shell; I wasn't listening." Atticus was excited with his fuzzy stick creation, repeating "Look what I made! Look what I made!"

We had a fun week together!

Music & Movement

By Kathy Marshall

Afternoon Music and Movement time has been a time of exploration of "instruments of expression" scarves, ribbon dancers and plate streamers (paper plates with streamers attached).

Using the music of Tchaikovsky, children moved their instruments. They then chose partners and alternated leading the movement. Children could choose more than one instrument as inspired by the art of Tchaikovsky. They also practiced being a receptive audience for each pair as they performed their movements.

Art is everywhere!

text & photos by Katie Metzger

Toddlers have been inspired by art this week. They looked for art outside and they made art by using their fingers to paint with their friends.

Looking for art gives the toddlers opportunities to engage in interesting conversations. Eliana had one with me when she told me all about the flowers and what color they were.

The toddlers discovered that inspiration for art can be found in many different ways. "Art is everywhere" was our theme for the week!

Key Experiences:

Visual-Spatial:

- Observing Closely
- Noticing patterns, details, textures, colors, shapes and sizes.



Preschoolers build art museum

as told by Airlon

Graceyn, Mark & Airlon built an art museum:

Airlon said, "It had all kinds of art. It didn't even have a roof. Since we ran out of blocks it didn't have a roof. Mark helped cover it with fabric because it was closed, it wasn't ready yet. When we took the fabric off then it was open.

Mark & Graceyn put chairs at the opening of the museum "where people waited to come in." Structures were built for the art museum: one was the Roundy-Roundy Tower (Airlon and Graceyn use their bodies to show the shape); another was a cross tower; one was an animal tower; another was a was a shape tower (with reflective blocks), and the one with triangles was the Triangle Zoo.



Language/Literacy:

- Conversing with other children and adults.
- Naming

Creative Representation:

- Pretending and role playing

Kinesthetic/Body awareness:

- Using body as a tool and learning to use tools.



Clockwise from left: Blake, Keller and Gavin immerse themselves in the painting experience.

Above: Tables are covered with white craft paper and toddlers are then free to explore the tempera medium.

Nature Explore® Classrooms are part of a national initiative that we are working with in partnership with the Arbor Day Foundation.

Dimensions First-Plymouth Early Education Programs is a non-profit 501(c)3.

Newsletters and Program information can be found on-line www.dimensionsfoundation.org or contact earlyed@dimensionsfoundation.org